

# FlexiGlide

## Sliding Folding Security Shutters

Horizontal folding shutter system - Slides in top track  
No bottom track required - Great for curves



## FlexiGlide

User friendly

Easy to maintain

Versatile

Refreshing

Spans wide openings

Unobtrusive

Elegant

## Security solutions for:

Shopping Malls

Food Courts

Airports

Railway Stations

Banking Halls

Bars

Room Dividers

Medical Centres

Educational Centres

Reception Areas

Service Stations


Restaurants

## Introduction

**FlexiGlide Sliding Shutters** are a flexible security solution for a large variety of openings. They are the best choice for wider openings, work very well in situations with limited headroom and are practically the only option for curves.

### In this guide you will find:

- An overview of the benefits of FlexiGlide
- Technical information on the FlexiGlide range of sliding shutters
- Sample layouts
- Options for mounting the top track
- Details of locking posts
- A description of the model types you can choose from
- Technical drawings
- Specification texts



*FlexiGlide Sliding Shutters will fit almost anywhere. Here, a long FlexiGlide Classic Chainlink Sliding Shutter with a custom curve is installed below a suspended ceiling.*

You will also find most of this information on [www.flexiglide.co.uk](http://www.flexiglide.co.uk) from where you can also download a range of CAD-drawings and specification texts.

If you require any further information, please phone us on **+44 (0) 1392 270 218** or send an email to [info@flexiglide.co.uk](mailto:info@flexiglide.co.uk)

We are always happy to answer any questions you may have.

Please note: E&OE. We've done our best to ensure the information in this brochure is up to date and correct. However, there may be errors in the information we provide and any information is subject to change without notice.

**FlexiGlide<sup>®</sup>** Sliding Folding Shutters by HVP Security Shutters Ltd

Tel: +44 (0) 1392 270 218  
Email: [info@flexiglide.co.uk](mailto:info@flexiglide.co.uk)

Fax: +44 (0) 1392 278548  
Web: [www.flexiglide.co.uk](http://www.flexiglide.co.uk)

## Benefits of FlexiGlide sliding shutters

FlexiGlide sliding shutters have a number of benefits over conventional roller shutters. They are versatile, elegant, refreshingly different, easy to maintain, work without a motor, and are user friendly.

- **Versatile**

Usually fit anywhere a roller shutter fits and in many places where a roller shutter won't, such as:

- areas with very limited headroom
- very wide openings
- curved openings

- **Elegant**

Built from strong but lightweight aluminium framework, their simple and effective design makes sliding shutters a very elegant alternative to traditional roller shutters. Infill panels are available in perforated steel, slotted aluminium, polycarbonate, tempered glass and solid aluminium. Open grille arrangements are also available.

- **Refreshingly different**

A fresh appearance in a world dominated by vertical roller shutters.

- **Easy to maintain**

A minimum amount of parts, so very easy to maintain, saving you both time and expense.

- **No motor needed**

Manually operated, no matter what size they are. Without electrics, site preparation is easier and safety is increased.

- **User friendly**

A very neat and straightforward security solution that can be used by almost anyone with minimal training.



*A FlexiGlide Vision Air surrounds a three sided reception counter. The perforated curtain allows the area to be secure, but still allows excellent visibility and airflow.*



*A FlexiGlide Classic Chainlink Sliding Shutter securing a bar at an airport. When opened, the shutter folds away completely and leaves the bar totally clear.*

FlexiGlide® Sliding Folding Shutters by HVP Security Shutters Ltd

Tel: +44 (0) 1392 270 218  
Email: [info@flexiglide.co.uk](mailto:info@flexiglide.co.uk)

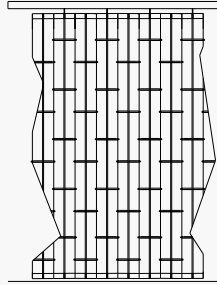
Fax: +44 (0) 1392 278548  
Web: [www.flexiglide.co.uk](http://www.flexiglide.co.uk)

## FlexiGlide model types

### Classic Chainlink

#### Economical and lightweight

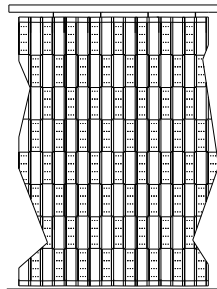
The most economical and lightweight open-style sliding shutter. With a hanging weight of only 5.9kg/m<sup>2</sup>, it is the best partition to install on limited support structures. See weights on page 14. Various options for bar patterns and spacing are available.



### Barrier

#### Better security for lower cost

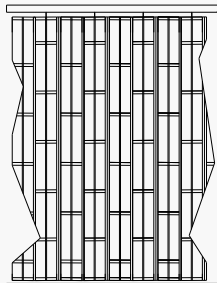
A multipurpose shutter, great for closing off food and drink counters and often used in behind-glass applications. Secure enough to lock up store fronts and yet open enough to allow air to circulate through. (Available in a range of patterns, see page 6)



### Vision Guard

#### Open space, higher level of security

A tough, open style shutter that provides a high level of security while keeping a sense of open space. Various options for bar patterns and spacing are available.

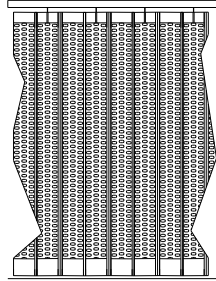


## Vision Air

### Protection, airflow and visibility

The original aluminium panel with oblong slots (VAA) retains its unique extruded design, having “T” shaped edges that fit into special channels to prevent them being punched out by intruders.

To meet market demands this product is now also offered with perforated steel panels (VAS) instead of aluminium. These panels do not have the “T” shaped edges but give a secure solution at a lower cost.





Available in two types:

- **Vision Air Aluminium (VAA)** with 6mm high x 32mm wide oblong slots.
- **Vision Air Steel (VAS)** with 4.5mm round holes.

Vision Air Aluminium

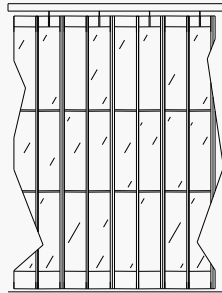
Vision Air Steel



## Vision Glass

### Maximum visibility, high security

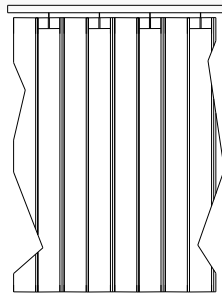
Clear 3mm polycarbonate glass inserts (tempered glass is also available) give an unobstructed view, while providing a protective barrier against theft and intrusion.



## Protector

### Maximum security protection

Full-height solid aluminium panels provide maximum security protection along with absolute privacy.



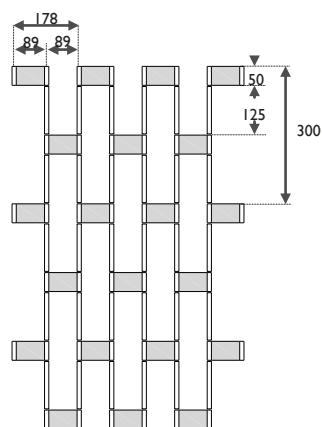
FlexiGlide® Sliding Folding Shutters by HVP Security Shutters Ltd

Tel: +44 (0) 1392 270 218  
Email: info@flexiglide.co.uk

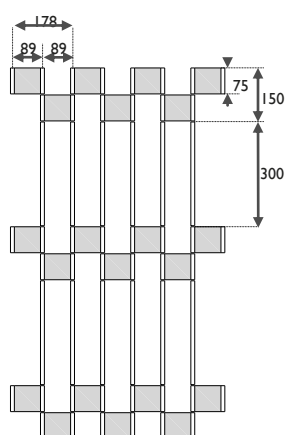
Fax: +44 (0) 1392 278548  
Web: www.flexiglide.co.uk

## Pattern options for the Barrier system

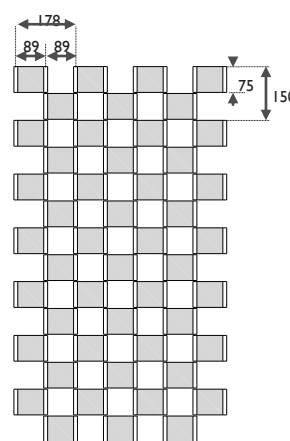
The **Barrier sliding shutter** is available in a number of patterns as shown below.



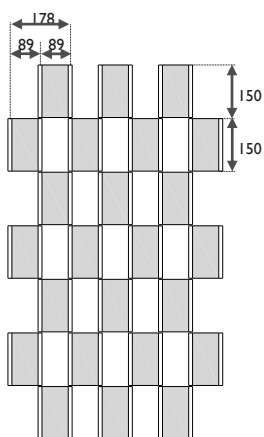
**525**



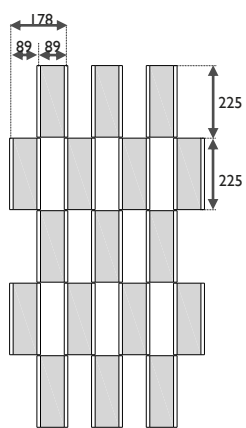
**S12**



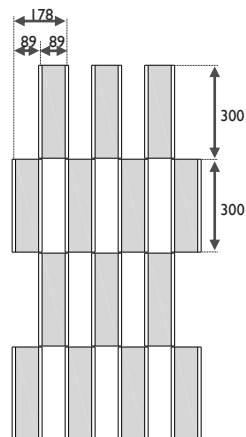
**33**



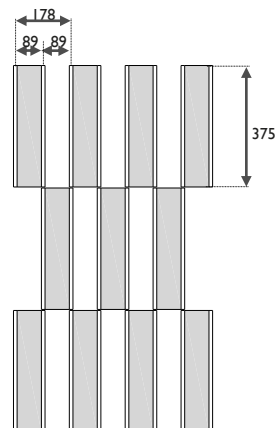
**66**



**99**



**I212**

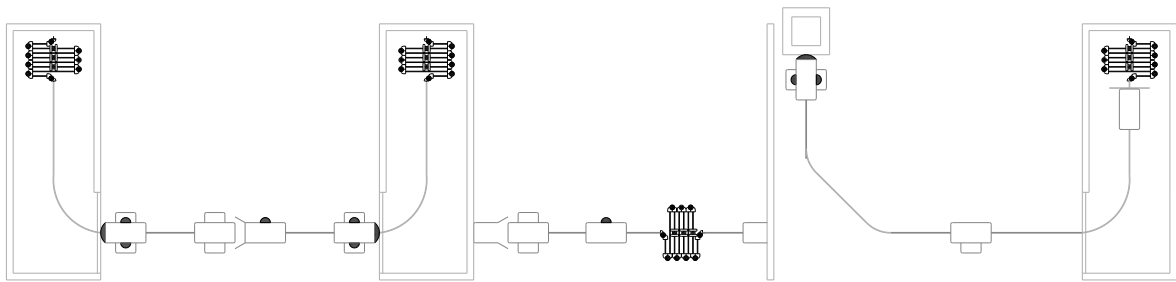


**I515**

## Sample layouts

FlexiGlide sliding shutters fit virtually any curve and thus allow endless creativity. More complicated layouts can be achieved using a special radius curve.

Please contact FlexiGlide should you require help designing a layout that works.

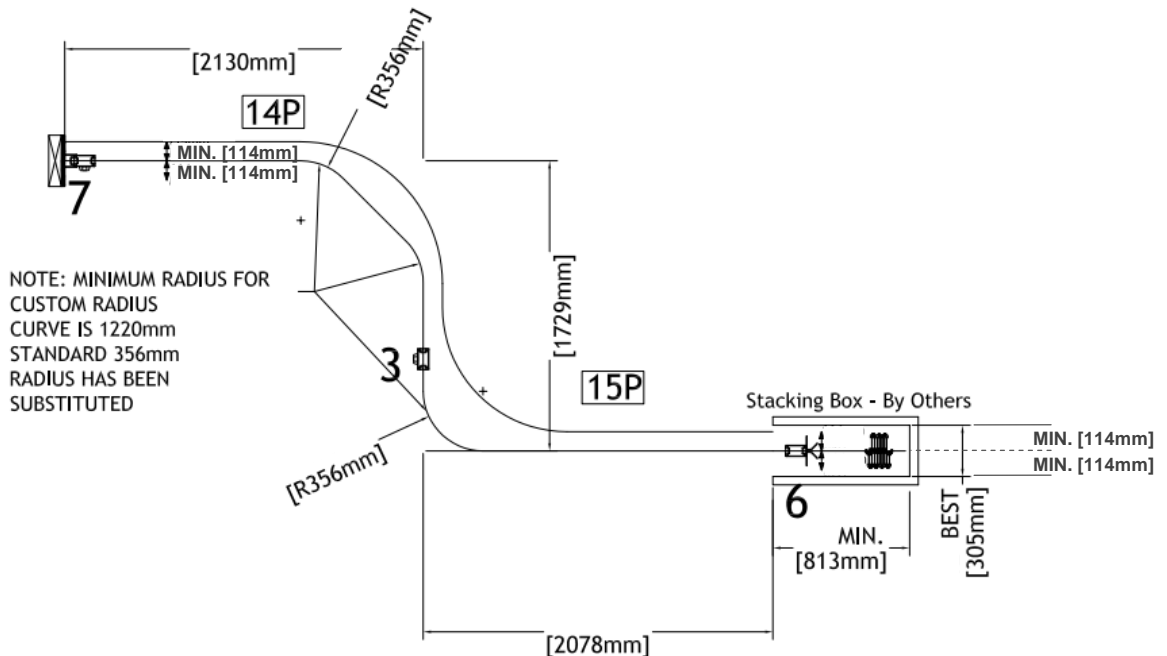


Bi-parting with stacks on both sides

Simple straight arrangement with stack left visible

Stacking to one side with stack in custom built box

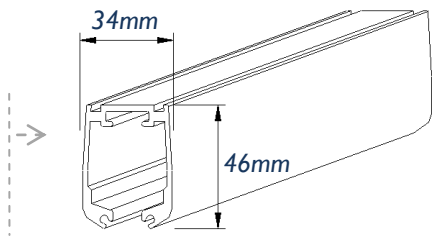
Working drawing of an arrangement with custom curves combined with a straight section



## High quality components



- **Heavy duty top track system for smooth operation**  
 The FlexiGlide top track system is of a heavy duty construction. This extends the life of the rollers and shutter and makes them very smooth to operate.
- **High strength hangers**  
 FlexiGlide posts are suspended from high strength, cold-rolled steel hangers that are highly resistant to metal fatigue.
- **Strong aluminium locking knobs**  
 FlexiGlide uses heavy-duty aluminium instead of plastic in its locking knobs.
- **Padded lead and end posts**  
 FlexiGlide's lead and end posts have special softly padded astragals that prevent damage to adjacent finished surfaces such as glass or mirror pocket doors and columns.
- **Unique self-adjusting ratchet mechanism**  
 The locking posts have a unique self-adjusting locking rod with six different positions of adjustment to allow for deflections in bulkheads and irregularities in floors.
- **Polished stainless steel floor sockets**  
 Floor sockets are manufactured from polished stainless steel, and contain a dust cap that protects the spring mechanism underneath.



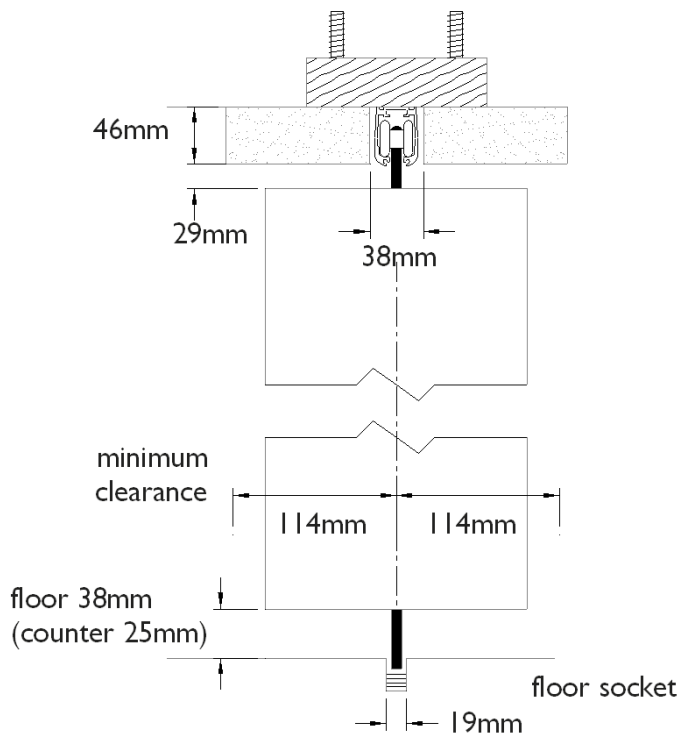
Note: Post components are exposed for illustrative purposes only

## Track Mounting Options

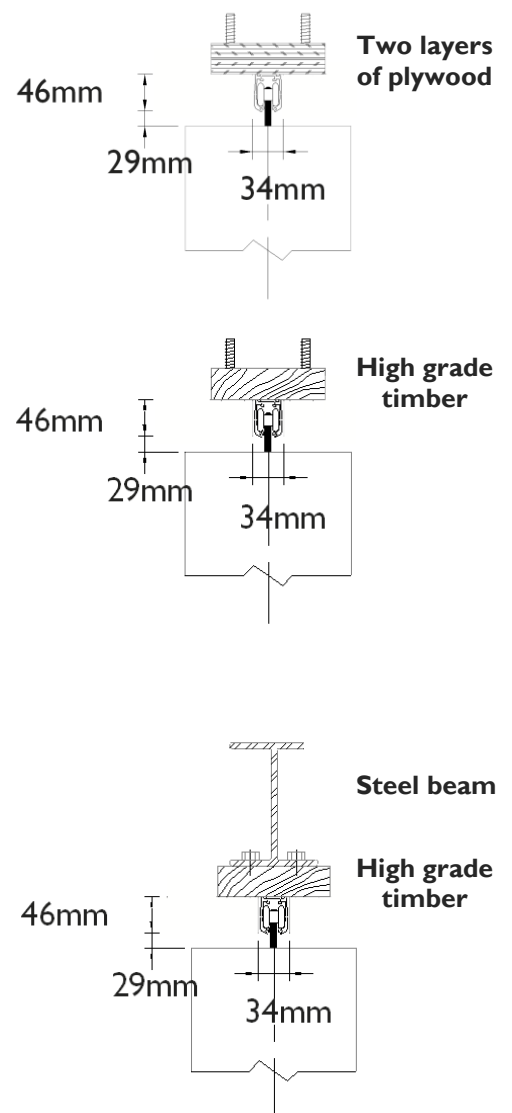
FlexiGlide sliding shutters are top-hung from an aluminium track. The track is screwed onto the ceiling structure and can either be recessed or left visible.

*Note: standard screw length is 65mm and the structure above must be able to accommodate this.*

**Recessed top track**



**Fixing FlexiGlide top track to different types of structure.**



### IMPORTANT

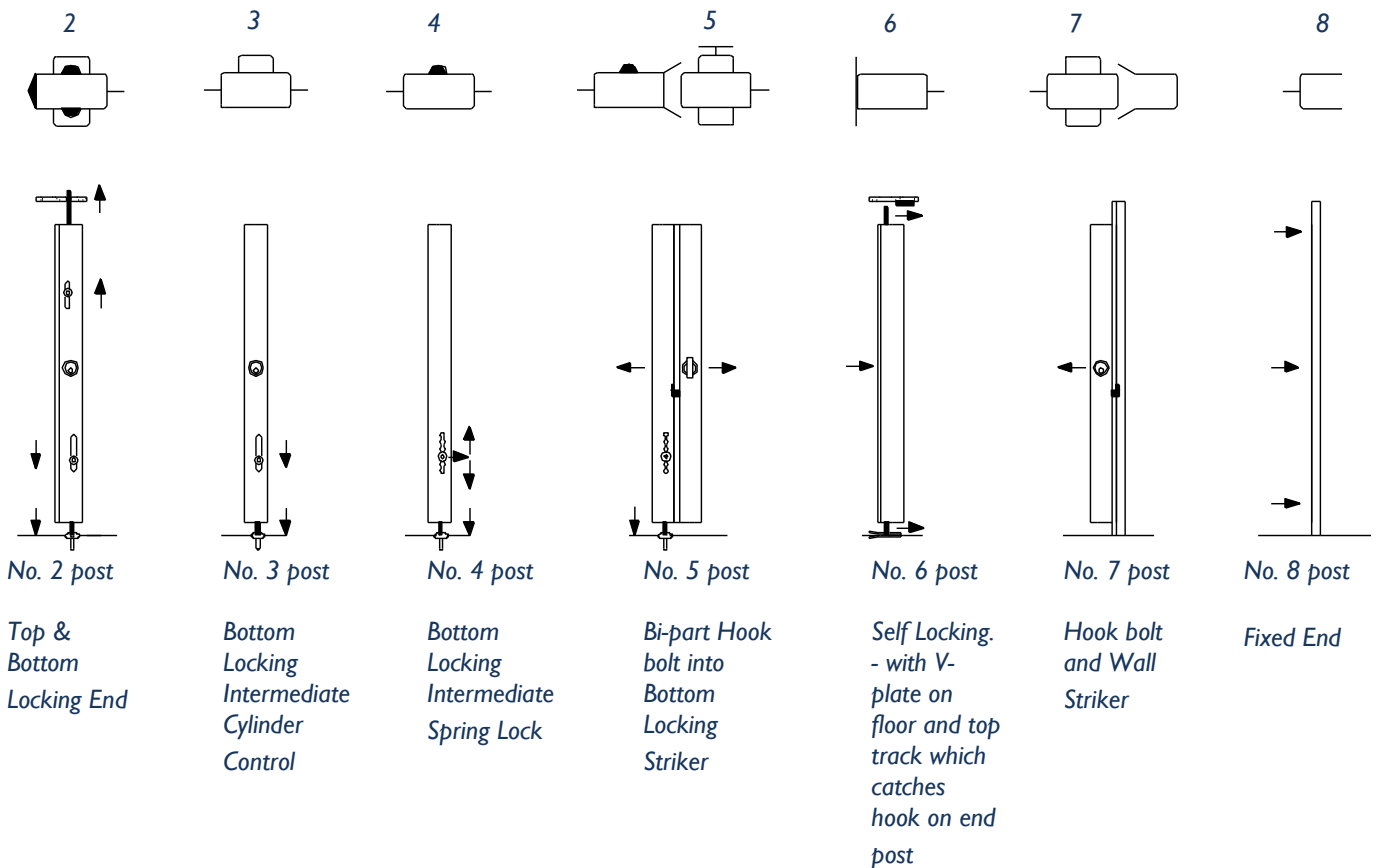
The shutter support must be structurally capable to carry the **entire weight** of a **fully stacked shutter** at **any point** along its length. Timber must be of a high quality grade and capable of supporting 65mm long screws.

## Locking posts

Depending on the width of the opening, FlexiGlide sliding shutters come with a number of locking posts. For maximum security and ease of use, these posts are integral to the shutter and slide along with the curtain. There are different types of locking posts for different layouts and situations.

Depending on the level of security required, FlexiGlide shutters lock with a key, shoot bolts, hook bolts or a combination of these. The diagram below shows all available types of posts and locking mechanisms.

FlexiGlide locking posts incorporate a unique ratchet mechanism that ensures the shutter closes securely, even on uneven surfaces. This ratchet mechanism allows for small deflections in bulkheads and irregularities in floors.



## Locking options explained

Every FlexiGlide shutter has a lead post and an end post. Usually they also have a number of intermediate posts, depending on the length of the shutter. A wider opening requires a longer shutter with more intermediate posts.

**Intermediate posts** - Locking posts designed to provide additional strength and locking at regular intervals along the shutter's length. Intermediate posts are placed at maximum intervals of 3000mm in floor mounted conditions and 1800mm in counter-mounted conditions.

- **Post #3:** A bottom locking intermediate post with a manually operated drop-bolt spring-locking mechanism plus cylinder lock.
- **Post #4:** A bottom locking intermediate post with a manually operated drop-bolt spring-locking mechanism.
- **Post #5:** Special locking post used for bi-parting sliding shutter assemblies. One lock member retains a hook bolt deadlock activated by keyed cylinder or thumb-turn cylinder. A second intermediate locking member locks with a steel floor bolt and includes a full-height channel to accept the hook bolt deadlock.

**Lead / end posts** - The outer posts of the sliding shutter, used to lock the shutter against the sides of the opening (typically the wall).

- **Post #2:** A top and bottom locking lead/end post activated by a keyed cylinder or thumb turn. This post has a heavy-duty rubber strip at its edge to prevent damage to the surface it locks against. Can be used as both lead and end post.
- **Post #6:** A Trailing end post with an attached full-height protection plate. This post self-locks into a steel V-stop mounted to the floor or counter inside the shutter's storage pocket.
- **Post #7:** A lead/end post with a concealed hook bolt lock activated by a keyed cylinder or thumb turn that engages a full-height wall channel. Can be used as both lead and end post.
- **Post #8:** A fixed end post. This post is fixed to the wall at the folding end of the shutter. Typically in situations where there is no pocket for the shutter to fold into.

## Distances and dimensions

The diagrams below show some of the standard distances and dimensions that apply to FlexiGlide sliding shutter installations.

The open shutter is stacked to either one or two sides, where it can be folded away completely, leaving the opening totally free.

Without a bottom track, guide rails, or overhead barrel assembly these shutters need very little space to install. They can be installed as a straight run or in a curve.

Floor sockets are drilled into the floor and closed off by a stainless steel dust cap that protects the spring mechanism underneath. The dust cap is bevelled and protrudes only 2mm from the floor surface.

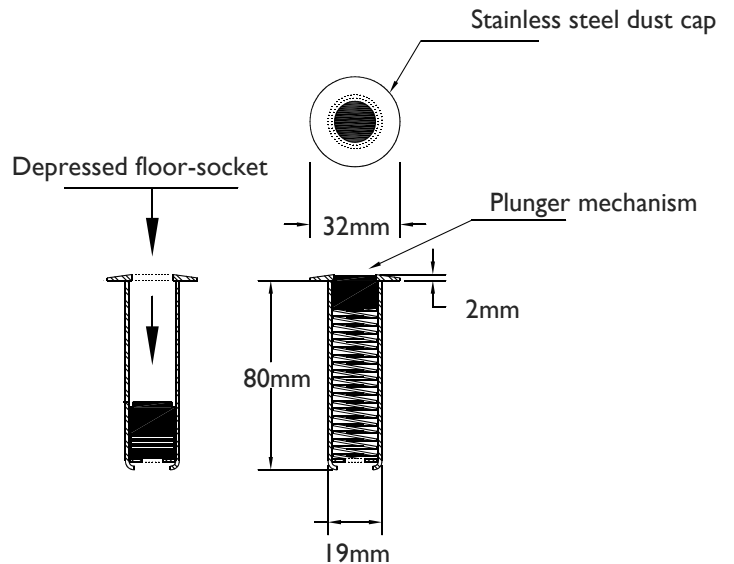
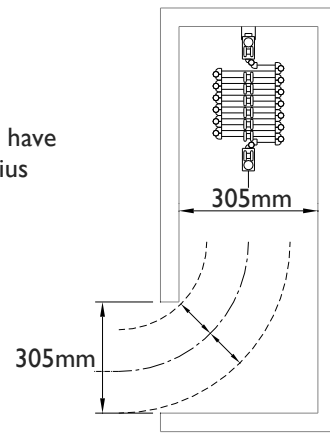
A gap of 38mm between the underside of the shutter and the floor allows the shutter to move over irregularities. On counter-top installations this gap is 25mm.

Minimum stacking depth:  
16% of the opening width,  
allow 20% or more if possible

Standard curves have a 356mm radius

Allow a minimum internal width of 305mm for the stacking pocket

The shutter needs a minimum width of 305mm wide in which it can freely travel into the pocket



## Technical specification

**Arrangement:** Horizontally-operated top-hung sliding folding shutter.

**Track:** The overhead track is 34mm wide x 46mm high and takes 29mm diameter roller trolleys. The rollers bear on a 7mm thick aluminium surface within the track. Track curves, where indicated, have a 254mm or 356mm radius. A custom radius track is also available as an option.

**Operation:** Push or pull, manual operation.

**Locking Options:** The shutter incorporates vertical posts at regular intervals, fabricated from rectangular hollow-section aluminium with a dimension of 33mm x 62mm. Posts fitted with floor bolts include a, spring-capped floor socket. Lead and trailing end posts are fitted with cylinder controlled lock stiles with self-adjusting cold-rolled steel floor and top track bolts. Bi-parting curtain assemblies are supplied with a hook bolt deadlock activated by keyed or thumb-turn cylinders. The associated slam post is fitted with a steel floor bolt and includes a full-height channel to accept the hook bolt deadlock.

**Finish as delivered:** Standard factory finishes are Anodised natural\*, White or Black Duracron acrylic paint. At an additional cost, the complete shutter can be powder coated to most RAL colours.

\* Please note that the Classic Chainlink is only available in Anodised natural.

**Stacking:** Minimum stacking is 87.5mm/metre of opening plus 89mm per locking member. The shutter support must be able to carry the weight of a fully stacked door at any point along its length.

**See page 14 for curtain construction and weight.**

## Curtain construction and weight

Please note: Weights shown below are an indication only as they will vary depending on the overall size of the shutter.

Model	Curtain construction	Shutter weight (approximate)
<b>Classic Chainlink:</b>	Manufactured using 53mm x 2mm high truss-like plates at the top and bottom of the closure. Constructed from 8mm diameter vertical rods at 89mm centres linked by flat horizontal bars of 3mm x 16mm x 197mm. The bars are vertically spaced every 305mm with 11mm diameter sleeves over alternating rods.	5.9 kg/m <sup>2</sup>
<b>Barrier:</b>	The Barrier incorporates 102mm wide x 1.5mm thick aluminium plates that slide over 8mm rods on 89mm centres in an alternating pattern. There are 7 styles available - please refer to page 6 for details.	7.3 kg/m <sup>2</sup>
<b>Vision Guard:</b>	Constructed from 152mm wide x 19mm high truss-like horizontal members spaced at 305mm vertical intervals. The panel centreline consists of 11mm diameter tubing over a full-height, concealed 8mm diameter rod. The panels are framed on 178mm centres.	7.3 kg/m <sup>2</sup>
<b>Vision Air:</b>	<ul style="list-style-type: none"> <li>Aluminium slotted panels: 1.83mm thick aluminium, perforated by 6mm x 32mm oblong slots in evenly spaced columns and staggered rows. Extruded profile for added security.</li> <li>Steel panels: 1.6mm steel, perforated with 4.5mm diameter holes in a staggered pattern, with 102mm high solid aluminium plates at the top and bottom of the closure.</li> </ul>	10.7 kg/m <sup>2</sup> (aluminium)
		11.2 kg/m <sup>2</sup> (steel)
<b>Vision Glass:</b>	<ul style="list-style-type: none"> <li>153mm wide by 3.0mm thick self-extinguishing polycarbonate panels protected by co-extruded neoprene and PVC gaskets.</li> <li>152mm wide by 3.2mm thick tempered glass protected by co-extruded neoprene and PVC gaskets.</li> </ul>	10.7 kg/m <sup>2</sup> (polycarbonate)
		12.2 kg/m <sup>2</sup> (tempered glass)
<b>Protector:</b>	Constructed from 152mm wide by 1.83mm thick full-height aluminium panels, framed by full-height butt hinges at 178mm centres.	12 kg/m <sup>2</sup>

	FlexiGlide Classic Chainlink	FlexiGlide Barrier	FlexiGlide Vision Guard	FlexiGlide Vision Air	FlexiGlide Vision Glass	FlexiGlide Protector
						
<b>Curtain type</b>	Vertical aluminium rods connected by horizontal aluminium spacers	Vertical aluminium rods connected by aluminium plates	Open aluminium panels with vertical aluminium rods and horizontal aluminium spacer plates	Aluminium framed curtain with infill panels punched with round or oblong holes	Aluminium framed curtain with polycarbonate or tempered glass infill panels	Curtain made from opaque solid aluminium panels
<b>Main features</b>	Cost-effective, minimum support required, lightweight, very open, excellent airflow	Variety of patterns, good balance between security, openness and weight	Higher level of security, open structure with good visibility and airflow	Excellent security, good visibility when lit from behind, good airflow	Excellent security and visibility	Maximum security and privacy
<b>Price</b>	£	£	££	£££	£££	££
<b>Security</b>						
<b>Weight</b> (Indication only)	5.9 kg/m <sup>2</sup>	7.3 kg/m <sup>2</sup>	7.3 kg/m <sup>2</sup>	10.7 kg/m <sup>2</sup> (aluminium) 11.2 kg/m <sup>2</sup> (steel)	10.7 kg/m <sup>2</sup> (polycarbonate) 12.2 kg/m <sup>2</sup> (tempered glass)	12 kg/m <sup>2</sup>
<b>Visibility</b>	+++	++	++	+	+++	-
<b>Privacy</b>	-	+	-	++	-	+++
<b>Colours</b>	Clear anodised only	Clear anodised only	Standard: clear anodised, Duracron white or black. Optional: almost all RAL colours	Standard: clear anodised, Duracron white or black. Optional: almost all RAL colours	Standard: clear anodised, Duracron white or black. Optional: almost all RAL colours	Standard: clear anodised, Duracron white or black. Optional: almost all RAL colours
<b>Notes</b>	Variety of patterns available	Variety of patterns available	Variety of patterns available	Steel panel for round holes. Aluminium pane for oblong holes	With polycarbonate glass as standard	Zero visibility

## Full range of roller shutters available

Request a brochure - e-mail: [sales@hvpshutters.co.uk](mailto:sales@hvpshutters.co.uk) or go to: [www.hvpshutters.co.uk](http://www.hvpshutters.co.uk)



Aluminium chainlink shutters



Aluminium shutters



Stainless steel chainlink shutters



Steel shutters



Fire shutters



Steel shutters with vision

**FlexiGlide**<sup>®</sup> Sliding Folding Shutters by HVP Security Shutters Ltd

Tel: +44 (0) 1392 270 218  
Email: [info@flexiglide.co.uk](mailto:info@flexiglide.co.uk)

Fax: +44 (0) 1392 278548  
Web: [www.flexiglide.co.uk](http://www.flexiglide.co.uk)

HVP Security Shutters Ltd, 4 Grace Road West, Marsh Barton, Exeter, EX2 8PU, United Kingdom